


# Christian Easter Printables

Kindergarten – First Grade

Mama's Learning Corner



**Crack the Code!**  
Use the number key to crack the code below.  
Who is making this statement?

N	O	P	Q	R	S	T	U	V	W	X	Y	Z
15	25	16	22	13	23	3	14	9	18	4	8	

3      21   2   13   2

6      23

the place where he lay."

**Cut it Out!**  
Cut out and glue it beside the correct picture.

**Color By Sight Word**  
Use the code to color the cross.

**Punctuate It!**  
Cut out each end mark below.  
Then glue them beside the correct sentences.


The crowd waved palms	
Did Judas betray Jesus	
Hosanna in the highest	
They ate the Passover meal	
Is Jesus now in heaven	
The curtain was torn in two	

stone   empty!


.   !   ?   ?   .   .

# Table of Contents

Terms of Use .....	Page 3
Notes about this packet.....	Page 4
Crack the Code .....	Page 5
Who Am I? .....	Page 6
Word Search .....	Page 7
Fix the Sentence .....	Page 8
Cut It Out!.....	Page 9
Build Your Own Sentence! (2) .....	Pgs. 10-11
Easter Writing Practice.....	Page 12
Punctuate It!.....	Page 13
ABC Order .....	Page 14
What Comes Next?.....	Page 15
Easter Fun Page.....	Page 16
Add or Subtract? .....	Page 17
Color By Sight Word.....	Page 18
Label the Picture .....	Page 19
Beginning Sound /cr/.....	Page 20
Noun or Verb?.....	Pgs. 21-22



Thank you for downloading this printable packet from Mama's Learning Corner!



**This packet is for personal or classroom use.**

I created each of these printables to use in my home with my own children. You may use the printable pages contained in this download with your own children or in a classroom setting. By using the printables in this packet, you agree that you will not alter, copy, reproduce, modify, or create derivative works based on this items contained in this packet. You may post pictures of your family using these downloads on your personal blog or website as long as [Mama's Learning Corner](http://www.mamaslearningcorner.com) is properly credited by name and website link to <http://www.mamaslearningcorner.com>.

**You may not redistribute this printable packet.**

You may not reproduce, sell, repackage, or "give" this free printable packet—in whole or in any part— to anyone else in any form or fashion. You may not copy and send it to anyone via email, or any file sharing groups via Facebook, Dropbox, Mediafire, or the like. To share this printable packet with others, please send them directly to [Mama's Learning Corner](http://www.mamaslearningcorner.com) at [www.mamaslearningcorner.com](http://www.mamaslearningcorner.com)

**Modifying Mama's Learning Corner's Terms of Use.**

Lauren Hill has the right to modify these Terms of Use at any time and for any reason. If the Terms of Use are modified, the most current valid Terms of Use will replace all previous Terms of Use. It is the responsibility of the party downloading printables to know the current Terms of Use, which can always be found on [Mama's Terms of Use Page](http://www.mamaslearningcorner.com/why-mamas-learning-corner/terms-of-use/) found at <http://www.mamaslearningcorner.com/why-mamas-learning-corner/terms-of-use/>

**You have permission to:**

- Download this packet and save it to your own personal hard drive for continued use. You may print off as many copies as you'd like for your own immediate family or grandchildren.
- Use this printable packet in your own classroom. Share printables from Mama's Learning Corner ONLY by linking directly to the site and never a .pdf.
- Post pictures of your children using any of my printables as long as you attribute Mama's Learning Corner with the correct name and URL.

**You do NOT have permission to:**

- Host my files anywhere other than your own personal computer, including Facebook, Mediafire, Dropbox, the Cloud, or any other file-sharing or hosting service. Files must remain on your own computer.
- Sell my files in any way to make a profit, whether the file is in part or in whole. You may not sell my files as part of a package, or any other manner in which you could make a profit from them. These are strictly for personal use.
- You may not alter or change the worksheets or printables in any way, including removing the copyright from each page. The copyright and web address of Mama's Learning Corner is to stay intact at all times.
- You may not share this file with anyone. Even if you downloaded it for free, you do not have permission to send it to anyone else via email, instant messaging, Facebook, Dropbox, Mediafire, the Cloud, or any other file-sharing service or program. To tell others about this printable packet, you may only link directly to Mama's Learning Corner at <http://www.mamaslearningcorner.com>.

**Clipart and Images**

Clipart used in this package is courtesy of [From the Pond](#), [Edu-Clips](#), [Ramona M Graphics](#), [Hidesy's Clipart](#), and [Kate Hadfield](#). Fonts by Kimberly [Geswein](#).

The copyrights remain with the artist. Used with permission.

Thank you for reading through and abiding strictly by the Terms of Use. I am grateful for your honesty.


Blessings to you as you teach the next generation!

-Lauren Hill

*Soli Deo Gloria*



Clip art used in this packet:



Thank you for choosing worksheets and printables from  
Mama's Learning Corner!

I hope your young learners enjoy each of the activities included  
in this printable packet.

For ideas, suggestions, or concerns, please feel free to contact me at:  
[mama@mamaslearningcorner.com](mailto:mama@mamaslearningcorner.com)

Make sure you browse through all of the [themed packets for Kindergarten & First Grade!](#)

Transportation, Apples, Pumpkins, The Pond, Strawberries, and More!

You may also be interested in:



Then read the verse aloud. Who is making this statement?

	2
21	2

“

	12	23

	15	25	3

21	2	13	2

,

17	25	13

21	2

21	6	23

13	12	23	2	15

## Matthew 28:6

# Who Am I?

Jesus

Peter

Judas

Mary

1. I am one of Jesus' disciples. I denied knowing Jesus three different times before his death.

I am \_\_\_\_\_.

2. I am the Son of God. I died on the cross, but rose from the tomb on the third day!

I am \_\_\_\_\_.

3. I was one of Jesus' disciples. I betrayed Jesus for 30 pieces of silver.




I am a \_\_\_\_\_.

4. I am Jesus' mother. Mary Magdalene and I ministered to Jesus when He was on the cross.

I am \_\_\_\_\_.


He is Risen

# He is Risen!



tomb	risen
Jesus	sin
third	day
cross	Savior
crucify	paid

# Fix the Sentence!



Sentences must start with a capital letter and end with a period, exclamation point, or question mark. Write each sentence correctly on the line.

1. jesus died on the cross for me

Handwriting practice lines for the first sentence. Each set consists of a solid top line, a dashed middle line, and a solid bottom line. There are two such sets of lines provided for this sentence.

2. did jesus rise on the third day

Handwriting practice lines for the second sentence. Each set consists of a solid top line, a dashed middle line, and a solid bottom line. There are two such sets of lines provided for this sentence.


3. thank you, jesus

Handwriting practice lines for the third sentence. Each set consists of a solid top line, a dashed middle line, and a solid bottom line. There are two such sets of lines provided for this sentence.



# Cut it Out!

Cut out each word below and glue it beside the correct picture.



Mary Magdalene	tomb	angel	stone	empty!
-------------------	------	-------	-------	--------

# Build a Sentence!

Cut out the words. Then glue the sentence in place.

Draw a picture about the sentence.

Now write the sentence neatly!




donkey.

a

Jesus

on

rode

# Build a Sentence!

Cut out the words. Then glue the sentence in place.

Draw a picture about the sentence.

Now write the sentence neatly!




garden.

prayed

the


in

Jesus

# Easter Writing Practice




Jesus




donkey



cross



tomb




lamb

# Punctuate It!

Cut out each end mark below.  
Then glue them beside the correct sentences.



The crowd waved palms	
Did Judas betray Jesus	
Hosanna in the highest	
They ate the Passover meal	
Is Jesus now in heaven	
The curtain was torn in two	



© 2017 Mama's Learning Corner



.	!	?	?	.	.
---	---	---	---	---	---



# ABC Order

Each rectangle has a group of words. After reading each word, arrange them in alphabetical order.


cross	nails	thorns	Jesus
-------	-------	--------	-------

1. \_\_\_\_\_

2. \_\_\_\_\_

3. \_\_\_\_\_

4. \_\_\_\_\_



silver	Judas	betray	tears
--------	-------	--------	-------

1. \_\_\_\_\_



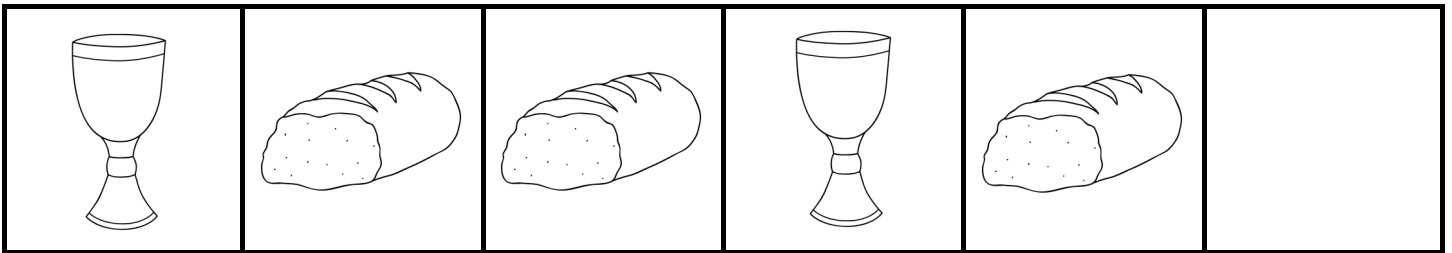

2. \_\_\_\_\_

3. \_\_\_\_\_


4. \_\_\_\_\_

# What Comes Next?

Look at each pattern closely. What object should come next? After cutting out the pictures at the bottom, paste the correct object in the box to complete each pattern.




© 2017 Mama's Learning Corner  
www.mamaslearningcorner.com




# Easter Fun Page!

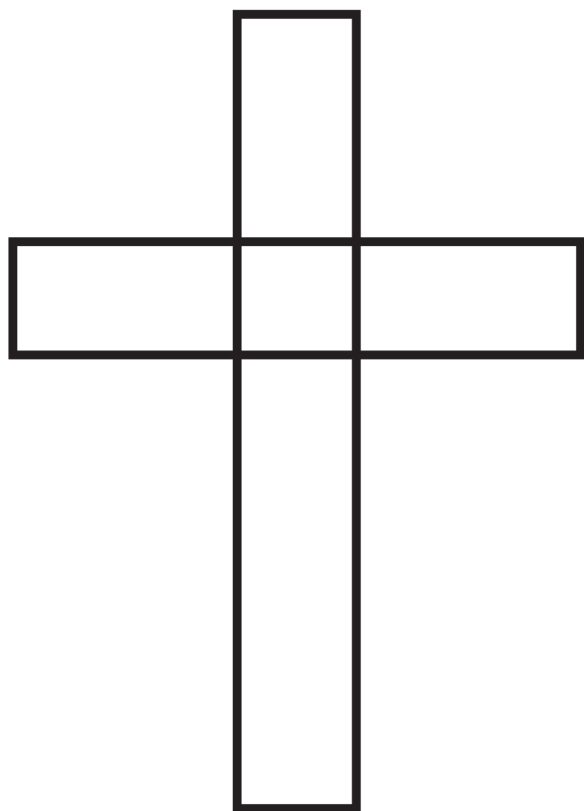
Maze It!



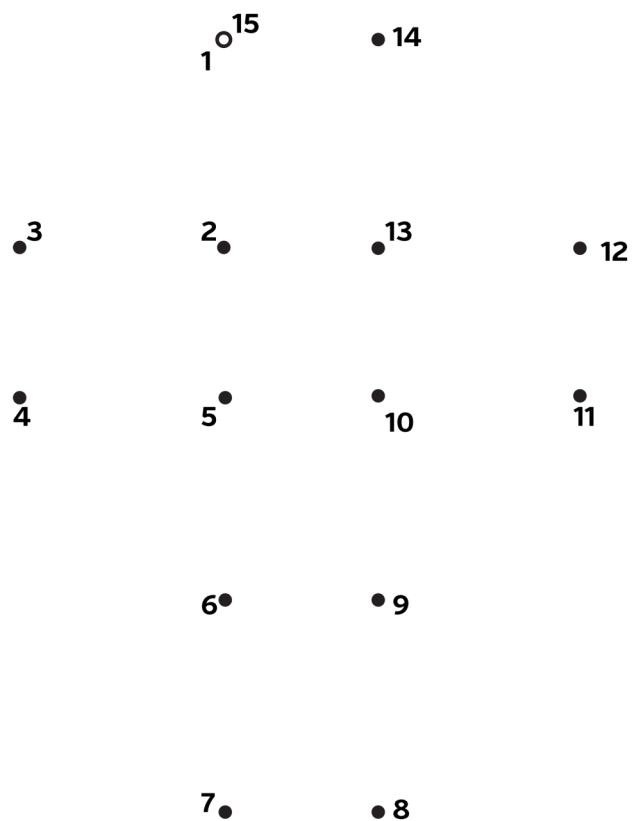
Trace It!



Color It!



Connect It!



# Add or Subtract?

Each math equation below is correct, however there's a big problem:  
the equations are missing their operators!

Write a plus sign or minus sign in the box to make each equation correct.

$$\begin{array}{r} 3 \\ \boxed{+} \ 3 \\ \hline 6 \end{array}$$

$$\begin{array}{r} 1 \\ \boxed{\phantom{+}} \ 5 \\ \hline 6 \end{array}$$

$$\begin{array}{r} 10 \\ \boxed{\phantom{+}} \ 6 \\ \hline 4 \end{array}$$

$$\begin{array}{r} 9 \\ \boxed{\phantom{+}} \ 6 \\ \hline 3 \end{array}$$

$$\begin{array}{r} 5 \\ \boxed{\phantom{+}} \ 5 \\ \hline 10 \end{array}$$

$$\begin{array}{r} 3 \\ \boxed{\phantom{+}} \ 4 \\ \hline 7 \end{array}$$


$$\begin{array}{r} 8 \\ \boxed{\phantom{+}} \ 5 \\ \hline 3 \end{array}$$

$$\begin{array}{r} 10 \\ \boxed{\phantom{+}} \ 3 \\ \hline 7 \end{array}$$

$$\begin{array}{r} 2 \\ \boxed{\phantom{+}} \ 6 \\ \hline 8 \end{array}$$

$$\begin{array}{r} 7 \\ \boxed{\phantom{+}} \ 2 \\ \hline 5 \end{array}$$


$$\begin{array}{r} 5 \\ \boxed{\phantom{+}} \ 4 \\ \hline 9 \end{array}$$





# Color By Sight Word

Use the code to color the cross.


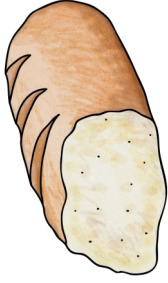
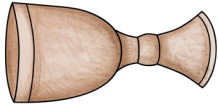


new = purple	all = red
want = blue	yes = yellow




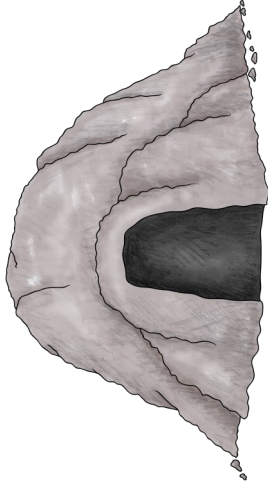


# Label the Picture!



Glue the correct name here.	Glue the correct name here.	Glue the correct name here.
-----------------------------	-----------------------------	-----------------------------

© 2017 Mama's Learning Corner





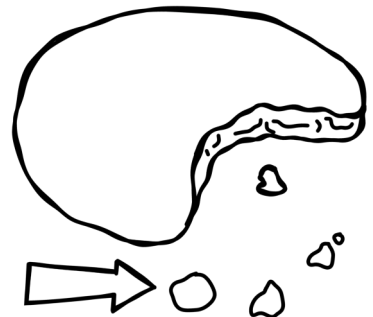







Glue the correct name here.	Glue the correct name here.	Glue the correct name here.
-----------------------------	-----------------------------	-----------------------------



palm	cup	Jesus
cross	tomb	bread

Cross begins with the letters cr.

Color the items below that also start with the /cr/ sound.



# Noun or Verb?

After cutting out the words, glue them in the correct columns.

Nouns

Verbs

Cut out each word. Then glue it in the correct column on the noun/verb page.



cross	crucify
Jesus	shout
donkey	ask
crowd	rose <small>He rose from the grave.</small>
tomb	bury
thorns	die